

Status icons and symbols on your iPhone

Learn what the status icons and symbols at the top of your screen mean.


Where do you see status icons

Status icons appear in the status bar on your iPhone. On iPhone X and later, the essential icons appear in the top-left or top-right corner of the screen. If you don't see an icon, [check Control Center](#) by swiping down from the top-right corner.

iPhone X and later



iPhone 8 and earlier



About the status icons on your iPhone

To learn what an icon means, find it below.



You're in range of your cellular network and can make and receive calls. If there's no signal, "No service" appears.

LTE

Your carrier's LTE network is available, and your iPhone can connect to the Internet over that network. (iPhone 5 and later. Not available in all areas.)

3G

Your carrier's 3G UMTS (GSM) or EV-DO (CDMA) network is available, and your iPhone can connect to the Internet over that network.

GPRS



On your iPhone with Dual SIM capability, you're in range of your cellular network and can make and receive calls. If there's no signal, "No service" appears.

5G E

Your carrier's 5G E network is available, and your iPhone can connect to the Internet over that network. Works with iPhone 8 and later. (Not available in all areas.)

4G

Your carrier's 4G UMTS (GSM) or LTE network is available, and your iPhone can connect to the Internet over that network. (Not available in all areas.)

E

Your carrier's GPRS (GSM) or 1xRTT (CDMA) network is available, and your iPhone can connect to the Internet over that network.

Wi-Fi

You can use [Wi-Fi calling](#). Your carrier also appears next to the icon.



You're connected to a network using [VPN](#).



There's network activity.



Airplane Mode is on. You can't make calls or use Bluetooth until you [turn off this setting](#).



Orientation Lock is on. Your screen won't rotate until you [turn off this setting](#).



Your iPhone is [syncing with iTunes](#).



Your iPhone is paired with a wireless headset, headphones, or earbuds.



This icon shows the [battery level](#) of your iPhone. If this icon is yellow, [Low Power Mode is on](#). If this icon is red, then your iPhone has less than 20% charge.




Your iPhone is connected to the Internet through the Personal Hotspot of another iOS device.

Your carrier's EDGE (GSM) network is available, and your iPhone can connect to the Internet over that network.



Your iPhone is connected to the Internet over [Wi-Fi](#).



An app or website is using [Location Services](#). A hollow  means that an item may receive your location under certain conditions.



[Call Forwarding](#) is on.



[Teletype \(TTY\)](#) is on.



Do Not Disturb is on. This setting silences calls, alerts, and notifications until you [turn it off](#). Alarms will still sound.



Your iPhone is locked with a passcode or Touch ID.



An alarm is set.



The battery level of your paired Bluetooth device.



Your iPhone is charging.



Your iPhone is connected to CarPlay.

If you see blue, green, or red in the status bar

On iPhone X and later, the color shows as a bubble behind the time. On iPhone 8 or earlier, the color goes all the way across the status bar. Here's what each color means:

9:41


Your iPhone is either providing a [Personal Hotspot](#),* [Screen Mirroring](#), or an app is actively [using your location](#).

9:41

You're on a call.

9:41

Your iPhone is either recording sound or your screen.

* For Personal Hotspot on iPhone 8 or earlier, you can also see how many devices joined your hotspot.  appears in the status bar of iOS devices using Personal Hotspot.

About other icons in Control Center

[Learn about the icons in Control Center on your iPhone.](#)



AirDrop



Cellular Data



Airplane Mode



Hotspot



Bluetooth

Published Date: April 04, 2019

Helpful?

54% of people found this